

SmartAnalysis

by

DESCARTES™

Reporting

SmartAnalysis comes with over **100 standard reports** making it easy for you to interpret your analogue and digital tachograph data and take appropriate action to maintain your compliance.

Reporting with SmartAnalysis

SmartAnalysis has been designed to make managing your compliance easier. SmartAnalysis uses your analogue and digital tachograph data and presents valuable information in simple reports to help you get the full picture on drivers' hours, working time regulations and much more. There are over 100 standard reports available so you are certain to find what you need. The search facility makes it easy for you to find the ones you need quickly and your frequently viewed reports can be added to a *My Favourites* Group.

The extensive range of reports is arranged into groups for your convenience.

These include:

- My Favourites
- Depot
- Driver e.g. driver card submissions
- Vehicle e.g. vehicle unit submissions
- Infringements
- Speed
- Working time directive (WTD) and drivers' hours law




Retrieving reports

You can run a report any time on SmartAnalysis, simply select the report type and criteria and click *Run*.










You can subscribe to any reports and have them emailed direct to you so that you have the information you need at your fingertips when you want it.

Reporting









Click the report name to download a sample report



Popular reports Depot Manager

Report name	Description
 Driver Infringements Summary	Summary of the total number of infringements for each driver at a depot.
 Working Time Directive Weekly Driver Summary	Shows drivers total duty and total working time for WTD ref period with mode totals.
 Driver Utilisation	Driver activity by mode as a %.
 Vehicle Utilisation	Vehicle utilisation by mode as a %.
 DTCO VU Unaccounted Distance	Shows drivers who have used a vehicle, distance travelled, card insertion and withdrawal times, vehicle use without card inserted and any missing mileage.
 DTCO VU Download Submissions	Shows the last time a vehicle unit was uploaded to SmartAnalysis and days since last download.
 Drivers Hours Law	Drivers' hours law report by driver with infringements.
 DTCO Driver Card Submissions	Shows the last time a driver card was uploaded to SmartAnalysis and days since the last download.
 Infringement Summary by Driver	Overview of all tachograph faults, drivers hours and working time infringements by depot. Offending charts can be viewed by clicking on the driver name.

Regional and Compliance Managers

Report name	Description
 Depot summary	Shows a summary of infringements by depot.
 Depot Utilisation by Driver	Depot utilisation by driver activity mode as a %.
 Depot Utilisation by Vehicle	Depot utilisation by vehicle activity mode as a %.
 Fixed Penalty Analysis by Depot	Shows infringements and fixed penalty totals by depot. Offending drivers can be seen by clicking on a depot.
 Depot Infringement Trend Analysis	Overview of all tachograph faults, drivers hours and working time infringements by depot and month.
 Depot Infringement Summary	Overview of all tachograph faults, drivers hours and working time infringements by depot.
 VU Download Compliance	Vehicle Unit download compliance bar chart showing % of VU downloads within 56 days.
 Driver Card Download Compliance	Driver card download compliance bar chart showing % of driver cards downloaded within 28 days.

[View sample reports online](#)

SmartAnalysis

by
DESCARTES™

Tachograph analysis and compliance
management made easy

SmartDebrief

Powerful online driver debriefing tool

SmartDownload

Automatic remote download of digital tachograph data

SmartLicence

Online driving licence management and verification
with DVLA